

FT-110 Series – TurboFlow®

Economical Flow-Rate Sensors

- ▶ Low Cost Plus High Accuracy $\pm 3\%$ of Reading
- ▶ Measures Low Liquid Flow Rates of .1 to 8 GPM
- ▶ Lightweight Plastic Design Enables Mounting in any Position

Gems hall effect turbine flow rate sensor is ideal for OEM applications involving low flow liquid monitoring. The low cost coupled with 1/2% repeatability makes it an ideal candidate for replacing dispensing timer systems. Unlike existing timing systems, turbine technology is not influenced by changes in system pressure caused by aging filters. The sensor's standard power and output specifications make it easy to retrofit to existing controllers.

Specifications

Wetted Materials	
Body	Nylon 12
Turbine	Nylon 12 Composite
Bearings	PTFE/15% Graphite
Operating Pressure	200 PSIG
Burst Pressure	2500 PSIG
Operating Temperature	-4°F to 212°F (-20°C to 100°C)
Viscosity	32 to 81 SSU (.8 to 16 Centistokes)
Filter	<50 Microns
Input Power	5 to 24 VDC @ 8mA
Output (Hz)	NPN Sinking Open Collector @ 50mA Maximum (1 to 2.2K Ohm Pull-Up Resistor Required)
Accuracy	$\pm 3\%$ of Reading
Repeatability	0.5% of Full Scale
Electrical Connection	Spade Terminals .110" x .248" x .031" (2.8/6.3 x .8 mm) or 3 ft. cable
Inlet/Outlet Ports	3/8" NPT Male (3/8" G Male also available)

How To Order – Standard Models

Specify Part Number based on desired body material and port size.

For 1-meter (3-ft.) cable units, add "-C" to part number

Flow Range		Pulses per		Frequency Output	Part Number
GPM	Liters/m	Gallon	Liter		3/8" NPT
.13-1.3	0.5-5	26100	6900	58-575 Hz	173931 ⚡
.26-2.6	1-10	12500	3300	55-550 Hz	173932 ⚡
.26-4.0	1-15	17400	4600	76-1150 Hz	173933 ⚡
.26-4.0	1-15	8300	2200	37-550 Hz	173934 ⚡
.53-7.9	2-30	3800	1000	33-500 Hz	173935 ⚡

⚡ – Stock Items.

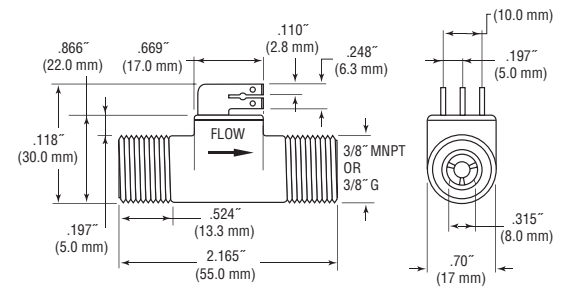
FT-110 Accessories

Consult factory for special customized OEM versions.

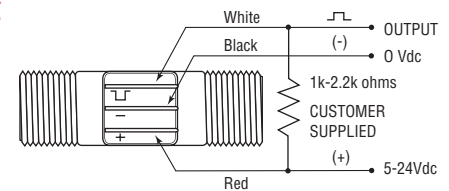
Description	Part Number
Mating connector w/3 feet, 3 conductor, PVC pigtail cable	173941 ⚡
Mating connector w/10 feet, 3 conductor, PVC pigtail cable	173942 ⚡



Dimensions

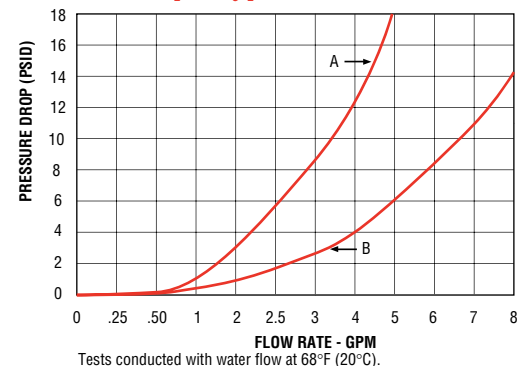


Wiring



Cable Wire Code: Red = 5 to 24 VDC
Black = Ground
Brown = Signal Output

Pressure Drop—Typical



A) Part #173931
173932
173933

B) Part #173934 173935

See Display and Power Accessories
on Page E-10

Rate Meters and Totalizers complete your
flow monitoring system.